

規格

型號		MVVA				
噴嘴直徑	(mm)	1.0	1.5	2.0	2.5	3.0
配管口徑尺寸		G1/8	G1/4	G3/8	G3/8	G1/2
使用流體		空氣				
使用壓力範圍		0.1~0.6 MPa				
周圍溫度		0~+60°C (不凍結)				
到達真空壓力		–91.8 kPa (−690mmHg)				
吸入流量	(ℓ/min)	32	63	130	160	225
空氣消耗量	(ℓ/min)	76	100	185	265	385
定格壓力		0.5 MPa				
給油		不需給油				
重量 (g)	標準型	84	126	294	672	787
	SJ 型式	110	158	321	–	–
	EV 型式	162	197	353	–	–

壓力開關規格

型號		SJ	EV*
使用流體		空氣	
設定壓力範圍	kPa (mm Hg)	–20.0 ~ –53 (–150 ~ –400)	–100 ~ 100 (–757.5 ~ 757.5)
耐壓力	(MPa)	0.5	0.3
周圍溫度		0~+60°C (不凍結)	–10~+50°C (不凍結)
周圍濕度	%RH	35~+85 (無水露)	
接點型式		有接點 , 常開型	無接點，開集極輸出
定格電壓		AC125, AC250	12~24V DC ±10%
最大負載電流	(A)	5	0.125
動作精度		±5.3 kPa	≤± 0.2% F.S. ±1 digit
感應差	(kPa)	4.0~13.3	–
線長	(mm)	400	2000

* 規格中產生器的定格壓力是產生器作動時的值。請考慮壓降，並確保規格值；若不符合規格，可能會因某特定壓力造成產生器發出雜音、特性不穩定、影響感測器造成故障。若出現此現象，請重新設定定格壓力。
* 雜音的發生範圍會因氣壓等影響而變化。
* EV* 型 (MP41) 詳細規格，請參 5-12 頁。

符號

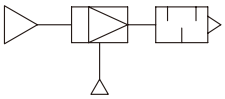

SJ

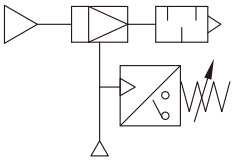

EV*

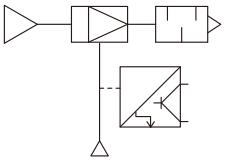

訂購代號

MVVA — 10 — SJ

型號

噴嘴直徑代號
10: 1.0 mm
15: 1.5 mm
20: 2.0 mm
25: 2.5 mm
30: 3.0 mm

真空開關型式

無	標準型
SJ	微動開關 (設定值可調)
EV*	數位壓力傳感器

EV1: MP41C-022
EV5: MP41C-042
EV6: MP41C-042-QD

真空特性表

MVVA-10

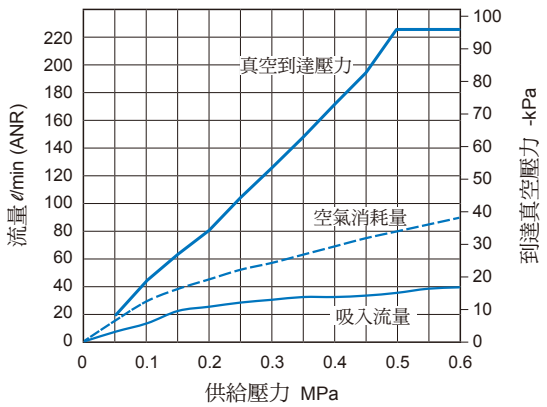

MVVA-25

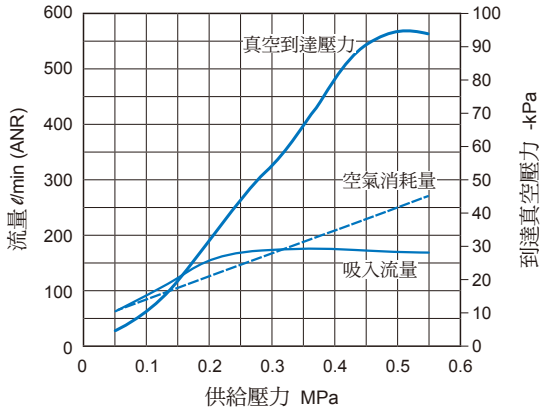

MVVA-15

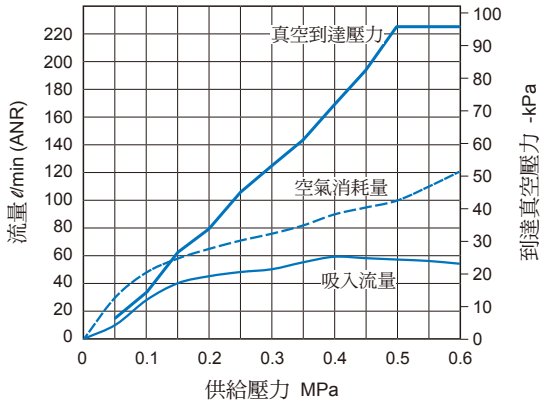

MVVA-30

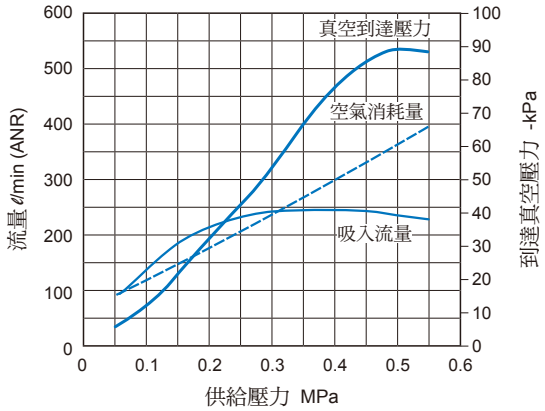

MVVA-20

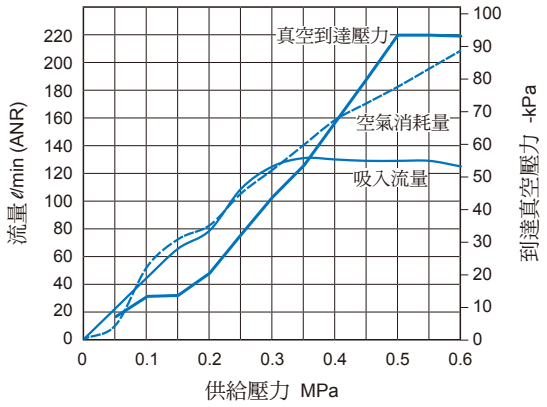

MVVA-**

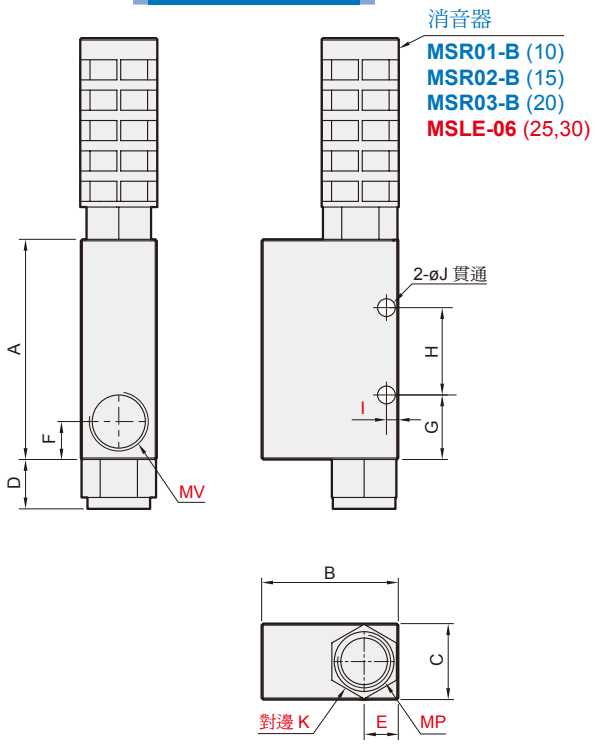

MVVA-**-SJ

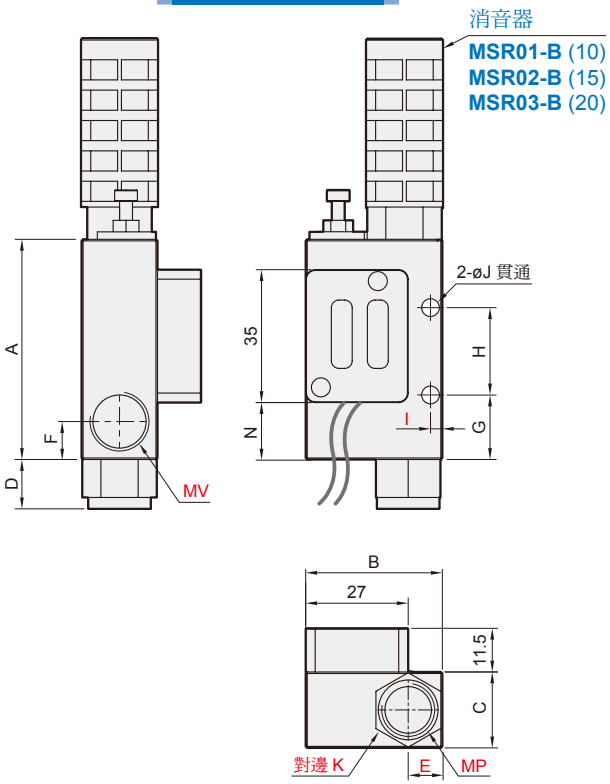

MVVA-**-EV*

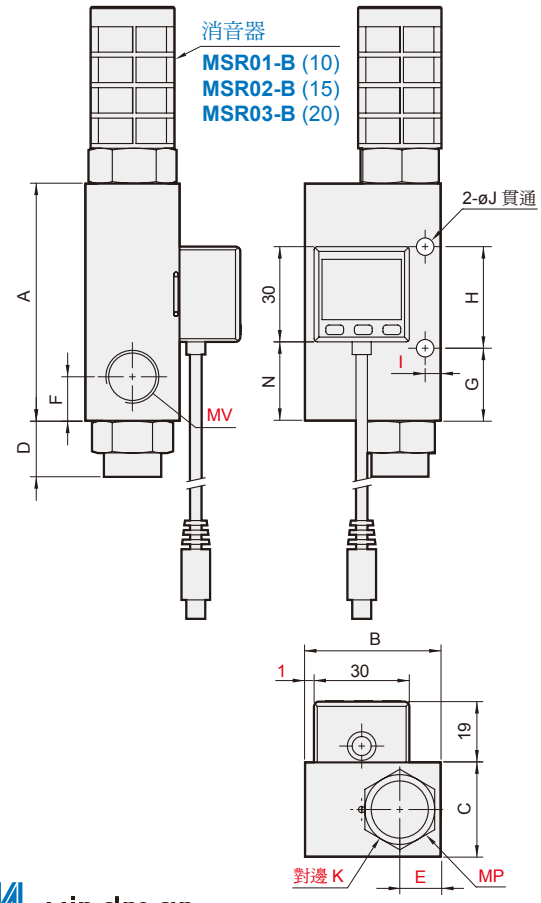

代號 / 型號	A	B	C	D	E	F	G	H	I	J	K	N	MP	MV
MVVA-10	55	34	15.5	10	9	8	13	18	3	4.3	14	—	G1/8	G1/8
MVVA-10-SJ	55	34	15.5	10	9	8	13	18	3	4.3	14	10.5	G1/8	G1/8
MVVA-10-EV*	55	40	16	10	9	8	13	18	3	4.3	14	20	G1/8	G1/8
MVVA-15	58	36	20	13	10.5	10	17	23	3.5	4.3	17	—	G1/4	G1/4
MVVA-15-SJ	58	36	20	13	10	10	17	23	3.5	4.3	17	14	G1/4	G1/4
MVVA-15-EV*	58	39	20	13	10.5	10	17	23	3.5	4.3	17	20	G1/4	G1/4
MVVA-20	75	43	30	18	13	14	23	32	5	5.5	22	—	G3/8	G3/8
MVVA-20-SJ	75	43	30	18	13	14	23	32	5	5.5	22	30.5	G3/8	G3/8
MVVA-20-EV*	75	43	30	18	13	14	23	32	5	5.5	22	25	G3/8	G3/8
MVVA-25	100	60	40	17	20	16	20	50	5.5	6	28	—	G3/8	G1/2
MVVA-30	115	60	40	20	20	20	33	50	5.5	6	30	—	G1/2	G3/4

MSR*-B

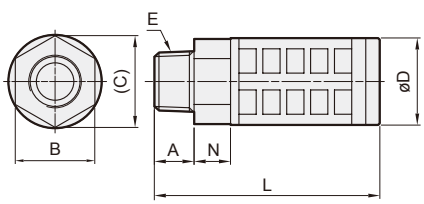

MSLE-06

適用型號 MVVA-25, 30

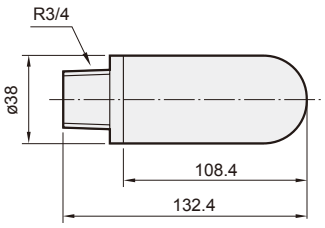

代號 / 型號	A	B	C	D	E	L	N	適用型號
MSR01-B	7	14	16.2	16	R1/8	33	7	MVVA-10
MSR02-B	10	17	19.6	20.3	R1/4	63	8.5	MVVA-15
MSR03-B	12	24	26.2	26.3	R3/8	67.5	11	MVVA-20