

Jan. 8th, 2024

MAER200/300、MAER210/310 Series Digitized the Service Manual

Thank you for supporting Mindman products. The design change will apply to the following models. Sorry for any inconvenience may occur. Please kindly understand and cooperate.

1. Model series

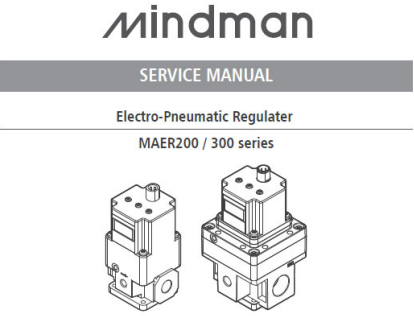
MAER200/300、MAER210/310

2. Design change reason

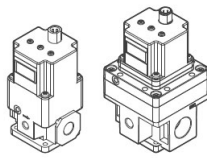
In response to the trend of environmental protection, the service manual has been digitized to reduce paper usage.

3. Change descriptions

The detailed contents of the service manual will be provided as an electronic file on the Mindman website (Scan the QR code).




mindman
SERVICE MANUAL
Electro-Pneumatic Regulator
MAER200 / 300 series

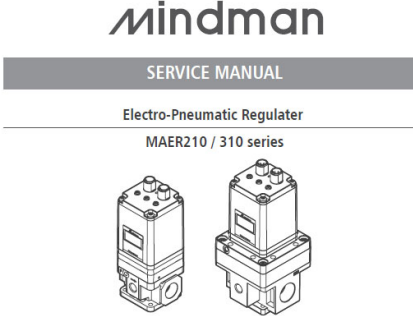


Signal & Unit specifications
MAER200(300) - * - 111 - *

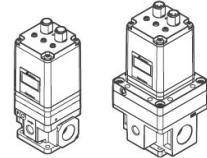
Signal input	Signal output	Pressure display unit
1: Current DC4~20mA	1: Analog output DC1~5V	1: MPa
2: Voltage DC0~10V	2: Switch output NPN	2: kgf/cm ²
3: Voltage DC0~5V	3: Switch output PNP	3: bar
4: Analog output DC4~20mA (Source type)	4: Analog output DC4~20mA (Source type)	4: psi
40: Preset input	-	5: kPa

Please scan the QR code to read the instructions. To ensure the safe use of this product, please read the instructions carefully before use.






mindman
SERVICE MANUAL
Electro-Pneumatic Regulator
MAER210 / 310 series



Communication & Unit specifications
MAER210(310) - * - 101 - *

Communication model	Pressure display unit
10: RS-232	1: MPa
20: RS-485	2: kgf/cm ²
	3: bar
	4: psi
	5: kPa



Please scan the QR code to read the instructions. To ensure the safe use of this product, please read the instructions carefully before use.

4. Effective date

Effective immediately.

5. If you have any question, please contact our sales representative.