



### Order example

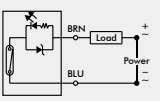
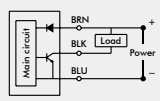
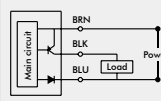
LN32H — P — □

MODEL

Blank: Lead wire  
QD: Connector

SWITCH TYPE  
Blank: Reed switch  
N: NPN  
P: PNP

### Specification

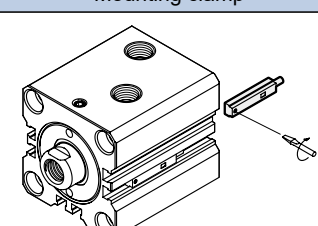
Model	LN32H	LN32H-N	LN32H-P
Wiring method	2 wire	3 wire	
Switching logic	Normally open	Solid state output, normally open	
Switch Type	Reed switch	NPN current sinking	PNP current sinking
Operating voltage	5~240V DC/AC	10~30V DC	
Switching current	100mA max.	200mA max.	
Switching rating(*1)	10W max.	3W max.	
Current consumption	—	OFF:7mA(24V) ON:17mA(24V) max.	
Voltage drop	3.5V max.	2.0V max.	
Indicator	Red LED		Yellow LED
Cable	ø3.3, 2C, PVC	ø3.3, 3C, PVC	
Temperature range	-10~+70°C (No freezing)		
Enclosure classification	IEC 60529 IP67		
Protection circuit (*2)	1	3, 4	
Symbol			

\*1. Warning: Never exceed rating (watt=voltage×amperage).

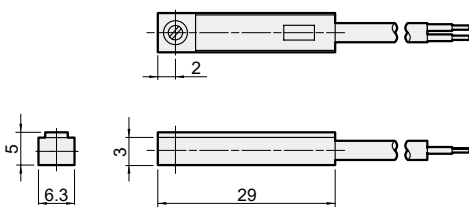
\*2. 1=None / 2=Short-circuit / 3=Power source reverse polarity / 4=Surge suppression.

\*3. Caution for safety .

### Assembling style

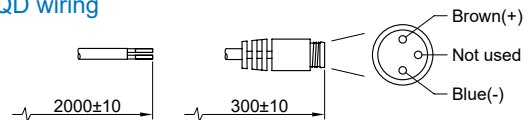
Cylinder type	Mounting clamp
MHCB-M	

### Dimension



### Wiring of the QD

#### • 2 wire QD wiring



#### • 3 wire QD wiring

