


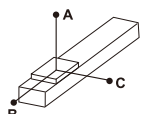
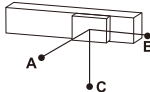
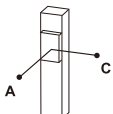


# MES\* Inquiry sheet

MINATURE ELECTRIC CYLINDER (WITH MOTOR)



mindman

MESS/ MESH/ MESF inquiry sheet										
Customer				Register date				Register person		
Specification	Light loading 			Initial order code						
	<input type="checkbox"/> MESS-20 series									
	Light loading 									
	<input type="checkbox"/> MESH-20 series									
	Light loading 									
	<input type="checkbox"/> MESF-20 series									
Control mode	<input type="checkbox"/> I/O <input type="checkbox"/> Pulse <input type="checkbox"/> Communication			Cable wire length						
I/O wire	<input type="checkbox"/> Ribbon cable <input type="checkbox"/> Stranded conductor (optional)			Feedback (optional)	<input type="checkbox"/> TTL <input type="checkbox"/> Differential signaling					
Needs	Stroke (mm):		Payload (kg):							
	Speed (mm/s):		Repeatability accuracy (mm):							
	Work piece moment (mm)									
A		B	C	A	B	C	A	C		
Application	<input type="checkbox"/> One point to another point <input type="checkbox"/> Horizontal <input type="checkbox"/> Vertical									
Usage environment	<input type="checkbox"/> General environment <input type="checkbox"/> Clean room(Class10) <input type="checkbox"/> Clean room(Class100)									
Using brand				Estimate Qty (annual)						
Remarks										

※ Fill out the form and contact the nearest Mindman sales office or distributor.



mindman