

METSC-12 series



SLIDER ELECTRIC CYLINDER - BALL SCREW DRIVE (WITH MOTOR)

Mindman



Specification

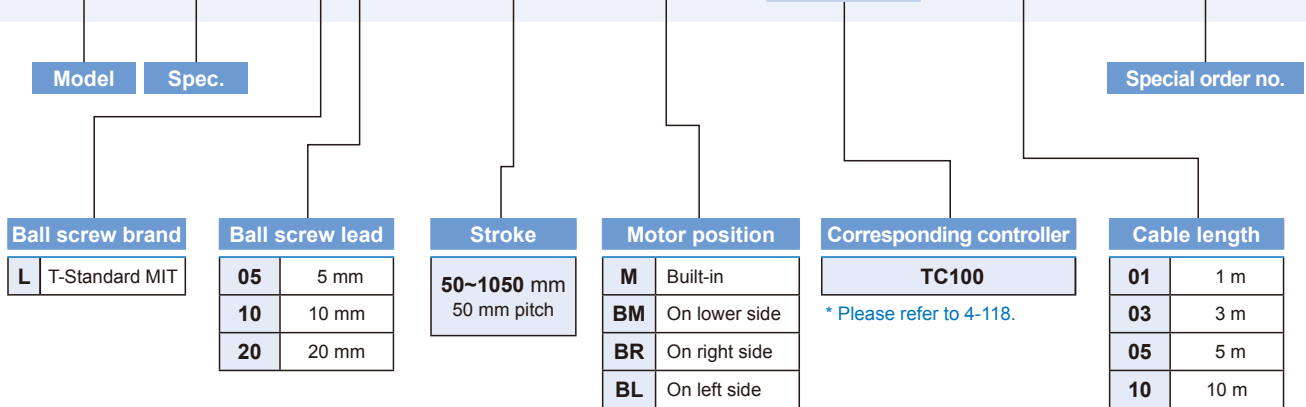
Model	METSC-12			
Repeatability (mm)	±0.01			
Ball screw lead (mm)	5	10	20	
Maximum speed (mm/s) (*1)	≤250	≤500	≤1000	
Maximum payload	Horizontal (kg)	≤50	≤30	≤18
	Vertical (kg)	≤12	≤8	≤4
Rated thrust (N)	565	283	141	
Stroke / pitch (mm) (*2)	50~1050 / 50 Pitch			
Motor dimension (mm)	□42			
Ball screw spec (mm)	C7ø16			

*1. The maximum speed shown here is when software speed setting is 100%. When the stroke is over 750mm, the run-out of the ball screw will occur.

*2. We recommend to low down the working speed under this circumstances.

Order example of cylinder

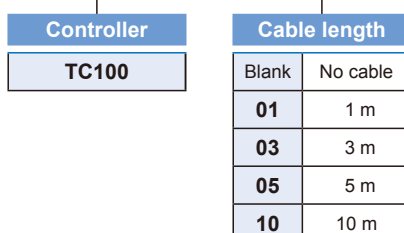
METSC-12 — **L05** — **100** — **M** — **TC100** — **03** — **A0001**



* Standard: 3 m

Order example of controller

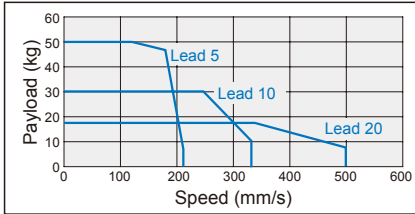
TC100 — **03**



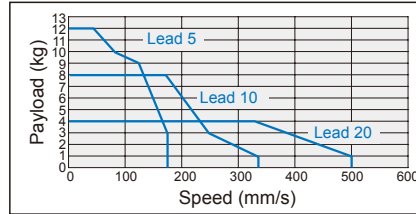
* Standard: 3 m

Speed-payload curve diagram

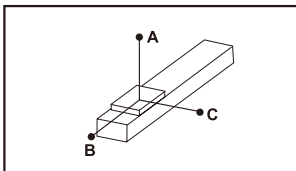
Horizontal



Vertical

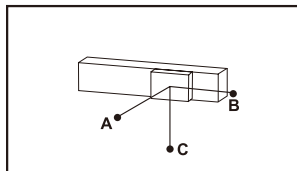


Allowable overhang



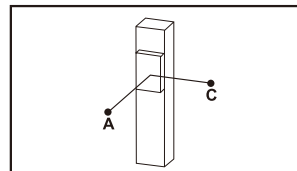
Unit: mm

Horizontal installation		A	B	C
Lead 5	30kg	1000	70	85
	40kg	800	45	50
	50kg	650	35	40
Lead 10	15kg	1050	110	70
	25kg	880	100	115
	30kg	550	60	70
Lead 20	8kg	1000	240	250
	12kg	650	150	160
	18kg	400	90	95



Unit: mm

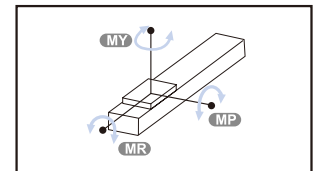
Wall installation		A	B	C
Lead 5	30kg	75	65	950
	40kg	50	40	700
	50kg	35	30	500
Lead 10	15kg	150	140	950
	20kg	110	95	800
	30kg	65	55	500
Lead 20	8kg	180	180	750
	12kg	145	140	570
	18kg	90	85	375



Unit: mm

Vertical installation		A	C
Lead 5	8kg	300	300
	10kg	260	260
	12kg	220	220
Lead 10	4kg	680	680
	6kg	450	450
	8kg	320	320
Lead 20	1kg	1000	1000
	2kg	800	800
	4kg	600	600

Static loading moment



Unit: N.m

MY	150
MP	150
MR	130

METSC-12 Dimensions

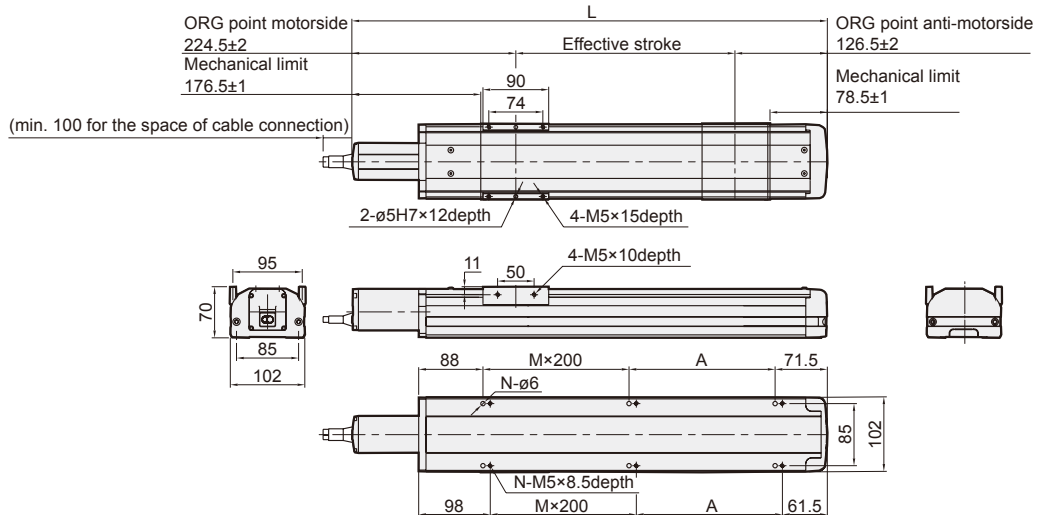


SLIDER ELECTRIC CYLINDER - BALL SCREW DRIVE (WITH MOTOR)

mindman

M

Motor built-in

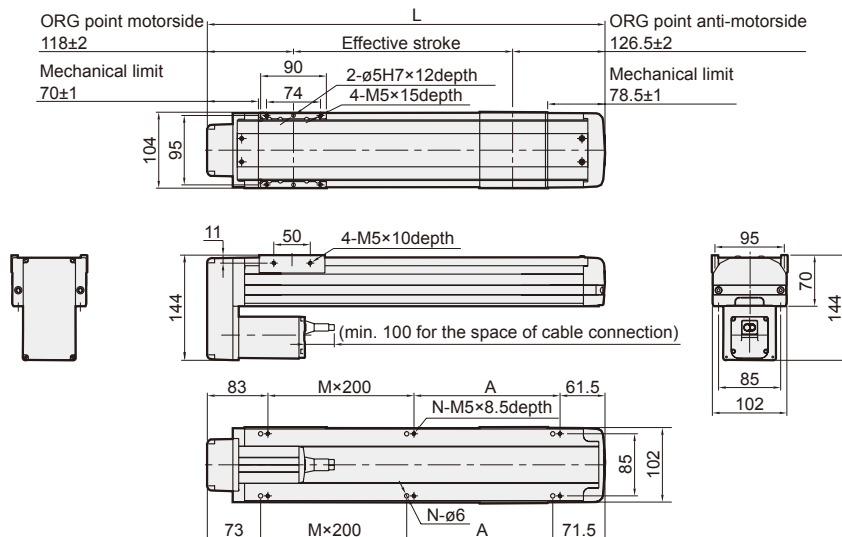


Unit: mm

Stroke	50	100	150	200	250	300	350	400	450	500	550	600	650	700	750	800	850	900	950	1000	1050
L	401	451	501	551	601	651	701	751	801	851	901	951	1001	1051	1101	1151	1201	1251	1301	1351	1401
A	150	200	50	100	150	200	50	100	150	200	50	100	150	200	50	100	150	200	50	100	150
M	0	0	1	1	1	1	2	2	2	2	3	3	3	3	4	4	4	4	5	5	5
N	4	4	6	6	6	6	8	8	8	8	10	10	10	10	12	12	12	12	14	14	14
KG	5.48	5.87	6.26	6.64	7.03	7.42	7.81	8.2	8.58	8.97	9.36	9.75	10.14	10.52	10.91	11.3	11.69	12.08	12.46	12.85	13.24

BM

Motor on lower side



Unit: mm

Stroke	50	100	150	200	250	300	350	400	450	500	550	600	650	700	750	800	850	900	950	1000	1050
L	294.5	344.5	394.5	444.5	494.5	544.5	594.5	644.5	694.5	744.5	794.5	844.5	894.5	944.5	994.5	1044.5	1094.5	1144.5	1194.5	1244.5	1294.5
A	150	200	50	100	150	200	50	100	150	200	50	100	150	200	50	100	150	200	50	100	150
M	0	0	1	1	1	1	2	2	2	2	3	3	3	3	4	4	4	4	5	5	5
N	4	4	6	6	6	6	8	8	8	8	10	10	10	10	12	12	12	12	14	14	14
KG	5.86	6.25	6.64	7.03	7.41	7.8	8.19	8.57	8.96	9.35	9.74	10.12	10.51	10.9	11.28	11.67	12.06	12.44	12.83	13.22	13.61

METSC-12 Dimensions

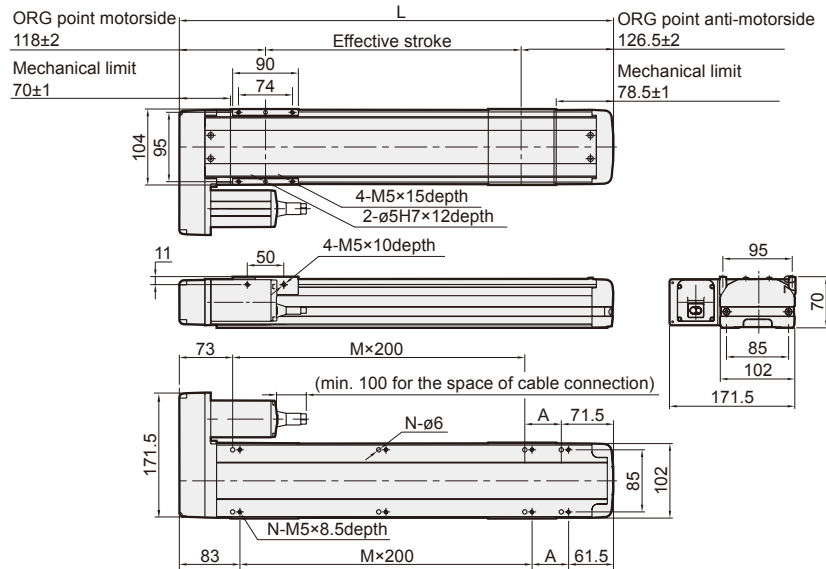


SLIDER ELECTRIC CYLINDER - BALL SCREW DRIVE (WITH MOTOR)

mindman

BL

Motor on left side

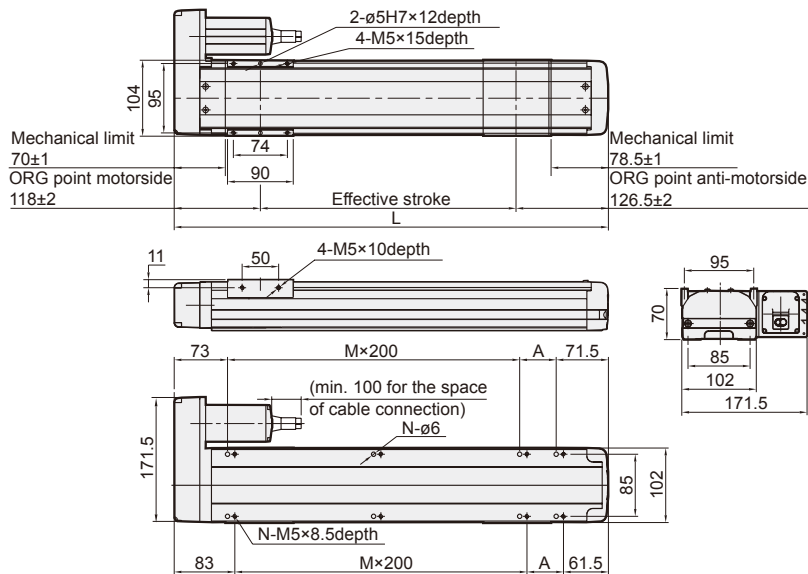


Unit: mm

Stroke	50	100	150	200	250	300	350	400	450	500	550	600	650	700	750	800	850	900	950	1000	1050
L	294.5	344.5	394.5	444.5	494.5	544.5	594.5	644.5	694.5	744.5	794.5	844.5	894.5	944.5	994.5	1044.5	1094.5	1144.5	1194.5	1244.5	1294.5
A	150	200	50	100	150	200	50	100	150	200	50	100	150	200	50	100	150	200	50	100	150
M	0	0	1	1	1	1	2	2	2	2	3	3	3	3	4	4	4	4	5	5	5
N	4	4	6	6	6	6	8	8	8	8	10	10	10	10	12	12	12	12	14	14	14
KG	5.86	6.25	6.64	7.03	7.41	7.8	8.19	8.57	8.96	9.35	9.74	10.12	10.51	10.9	11.28	11.67	12.06	12.44	12.83	13.22	13.61

BR

Motor on right side



Unit: mm

Stroke	50	100	150	200	250	300	350	400	450	500	550	600	650	700	750	800	850	900	950	1000	1050
L	294.5	344.5	394.5	444.5	494.5	544.5	594.5	644.5	694.5	744.5	794.5	844.5	894.5	944.5	994.5	1044.5	1094.5	1144.5	1194.5	1244.5	1294.5
A	150	200	50	100	150	200	50	100	150	200	50	100	150	200	50	100	150	200	50	100	150
M	0	0	1	1	1	1	2	2	2	2	3	3	3	3	4	4	4	4	5	5	5
N	4	4	6	6	6	6	8	8	8	8	10	10	10	10	12	12	12	12	14	14	14
KG	5.86	6.25	6.64	7.03	7.41	7.8	8.19	8.57	8.96	9.35	9.74	10.12	10.51	10.9	11.28	11.67	12.06	12.44	12.83	13.22	13.61